

Your specialist for

spindle drives

planetary gearboxes

test bench gearboxes

spur gearboxes

bevel gearboxes


helical bevel gearboxes

extruder gearboxes

gearboxes for special
applications

drive elements

 **RSGetriebe**



certified to
ISO 9001:2008

Gearboxes for machine tools

Zastoupení pro Českou republiku:



BMC-TECH

www.bmc-tech.cz

info@bmc-tech.cz | +420 545 226 047

převodovky pro obráběcí stroje

Energy-efficiency combined with high power density – our planetary gearboxes, right-angle gearboxes and control gearboxes are optimally adapted to the needs of the machine tool industry. We are one of the few suppliers to offer individually adjustable precision gears with performances of up to 300 kW mounted in anti-friction bearings.

RSGetriebe has committed itself to satisfying the demands of machine tool producers with a single innovative and universal main spindle drive. The result is the innovative planetary spindle drive PSD50 that drives the main spindle of all types of machine tools. The PSD 50 distinguishes itself by a low loss of en-

ergy and high performances coupled with a compact design with diameters of 320 mm and a length of 300 mm. Complementary series with up to 130 kW performances are also available.

Flexible and cost-effective – our planetary gearboxes, right-angle gearboxes

and control gearboxes consist of standardized components with freely selectable connection dimensions. In combination with the low loss of energy the precise components mark RSGetriebe set standards in regard to efficiency.



1

1 PSD50, Planetary spindle drive

P	50 kW
n_2 max.	1,000 min ⁻¹ / i=4.385
n_2 max.	8,000 min ⁻¹ / i=1
T_2 max.	2,000 Nm / i=4.385 / $n_2=228$ min ⁻¹
T_2 max.	470 Nm / i=1 / $n_2=1,000$ min ⁻¹
η	≥ 97%
L_{pA}	≤ 76 dBA
Δ	≤ 45° C
K_A	1,5


Model sizes of up to 130 kW available

Gearboxes for machine tools

Quality and Precision


3 Two-speed planetary gear, spindle drive

P	60 kW
n_1 max.	6,000 min ⁻¹
i	1 / 4.8
T_2 max.	2,500 Nm
m	241 kg



2 Two-speed control gear, spindle drive

P	37 kW
n_1 max.	6,000 min ⁻¹
i	0.98 / 4.14
T_2 max.	980 Nm
m	270 kg



4 Two-speed right angle gearbox, rotary table drive

P	2 x 60 kW
n_1	3,250 min ⁻¹
i	1.06 / 5.55
T_2 max.	6,000 Nm
m	1,350 kg

Quality and precision – certified to ISO 9001:2008 and ISO 14001:2004 we are able to guarantee precise high quality special gearboxes and drive elements.

We develop and produce gear solutions for many different industries in Sonthofen.

Our customers include manufacturers of machine tools, plastic and rolling machines as well as developers of food and packing machines, test benches and textile machines. But our

high quality drives are also suitable for use in building, printer and paper machinery as well as in the chemical industry.

A high quality, state of the art machine park and absolute care in assembly form the best basis for your and our success.

RSGetriebe GmbH
Oberstdorfer Straße 24
D - 87527 Sonthofen

Phone +49 (0) 8321 60771 - 0
Fax +49 (0) 8321 60771 - 99

info@rsgetriebe.de

rsgetriebe.de