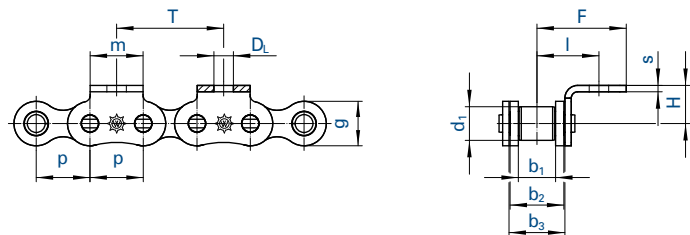
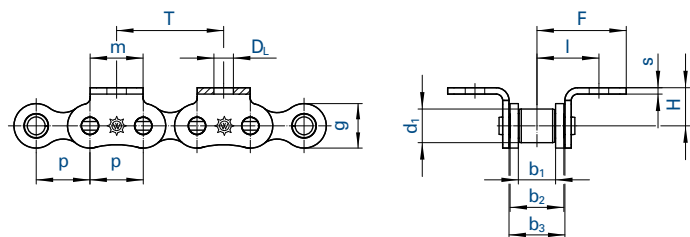




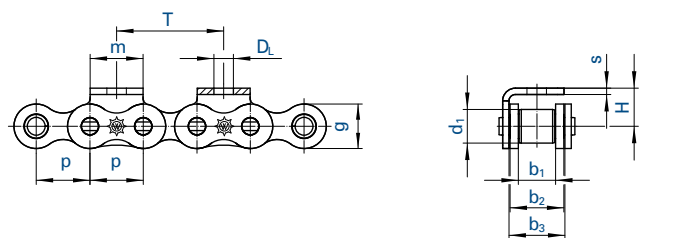
**Type A** bent attachments, one side



**Type B** bent attachments, both sides



**Type C** bent over chain attachments, one side



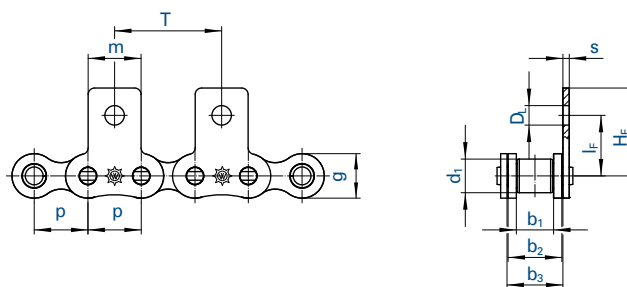
Basic chain		Pitch		Inner width	Inner link width	Outer plate width	Roller Ø	Plate height	Attachment dimensions					
No.	Ind.	p		b <sub>1</sub> min.	b <sub>2</sub> max.	b <sub>3</sub> min.	d <sub>1</sub> max.	g max.	m	D <sub>L</sub>	l	F	H	s
		mm	inch	mm	mm	mm	mm	mm	mm	mm	mm	mm	mm	mm
450		8,000	-	3,00	4,77	4,90	5,00	7,1	8,0	3,2	6,6	12,0	5,0	0,80
455	<sup>1,15</sup>	9,525	3/8	5,72	8,53	8,66	6,35	8,2	8,0	3,5	9,5	13,5	6,5	1,25
331	<sup>17</sup>	12,700	1/2	3,30	5,80	5,93	7,75	9,9	10,5	3,5	9,0	15,1	7,0	0,95
332	<sup>17</sup>	12,700	1/2	4,88	7,20	7,33	7,75	9,9	10,5	3,5	9,7	15,8	7,0	0,95
462	<sup>15</sup>	12,700	1/2	7,75	11,30	11,43	8,51	11,8	12,5	4,5	13,1	19,0	10,0	1,50
501	<sup>15</sup>	15,875	5/8	9,65	13,28	13,41	10,16	14,7	15,0	5,5	16,7	27,0	10,0	1,70
513	<sup>15</sup>	19,050	3/4	11,68	15,62	15,75	12,07	16,1	18,5	6,6	18,6	29,0	11,0	1,80
548	<sup>15,16</sup>	25,400	1	17,02	25,40	25,60	15,88	21,0	25,0	9,0	28,9	41,8	18,0	3,00
563		31,750	1 1/4	19,56	29,00	29,20	19,05	26,4	35,0	9,0	33,4	49,0	18,0	3,75
596		38,100	1 1/2	25,40	37,90	38,20	25,40	33,4	38,0	11,0	44,0	64,0	25,0	5,00
613		44,450	1 3/4	30,99	46,50	46,80	27,94	37,0	45,0	14,0	54,1	78,0	32,0	6,00
652		50,800	2	30,99	45,50	45,80	29,21	42,2	50,0	14,0	54,0	76,3	35,0	6,00
40	<sup>15</sup>	12,700	1/2	7,85	11,15	11,28	7,95	12,0	10,5	3,5	12,7	17,9	7,9	1,50
50	<sup>15</sup>	15,875	5/8	9,40	13,80	13,93	10,16	15,0	12,7	5,2	15,9	23,9	10,3	2,00
60	<sup>15</sup>	19,050	3/4	12,57	17,70	17,85	11,91	18,0	15,9	5,2	19,1	28,2	11,9	2,40
80	<sup>15</sup>	25,400	1	15,75	22,50	22,70	15,88	24,1	19,1	6,7	25,4	37,3	15,9	3,20

<sup>1</sup> with straight side plates    <sup>15</sup> also with single hole bent attachments on inner link    <sup>16</sup> on inner link s = 4    <sup>17</sup> can also be supplied with m = 16

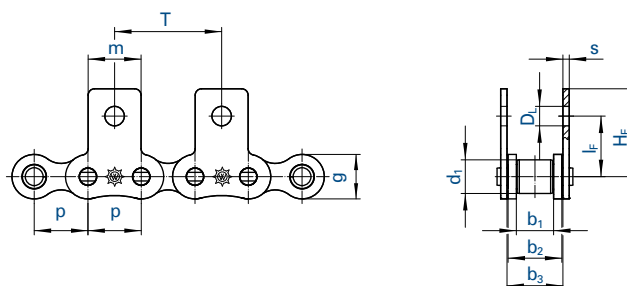
All designs can also be supplied as MARATHON roller chains (maintenance-free), BIATHLON, BIATHLON KS, TRIATHLON and TRIATHLON KS! For details on orders and enquiries see page 126. For untoleranced dimensions DIN ISO 2768 c applies.



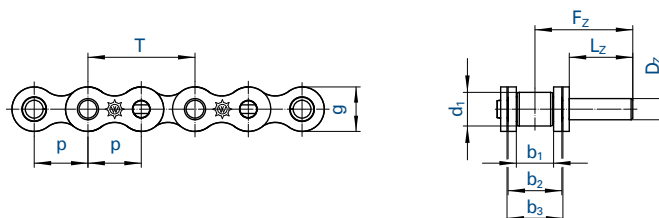
**Type D** straight attachments, one side



**Type E** straight attachments, both sides



**Type F** extended pins (available on alternate sides)



Basic chain		Pitch		Inner width	Inner link width	Outer plate width	Roller Ø	Plate height	Attachment dimensions							
⚙		p		b <sub>1</sub> min.	b <sub>2</sub> max.	b <sub>3</sub> min.	d <sub>1</sub> max.	g max.	m	D <sub>L</sub>	l <sub>F</sub>	H <sub>F</sub>	s	D <sub>Z</sub> <sup>19</sup> h9	L <sub>Z</sub> <sup>19</sup>	F <sub>Z</sub> <sup>19</sup>
No.	Ind.	mm	inch	mm	mm	mm	mm	mm	mm	mm	mm	mm	mm	mm	mm	mm
450		8,000	-	3,00	4,77	4,90	5,00	7,1	8,0	3,2	7,5	13,00	0,80	4,0	10,0	13,3
455	<sup>1,18</sup>	9,525	3/8	5,72	8,53	8,66	6,35	8,2	8,0	3,5	9,0	13,80	1,25	5,0	15,0	20,7
331	<sup>17</sup>	12,700	1/2	3,30	5,80	5,93	7,75	9,9	10,5	3,5	11,3	17,65	0,95	5,0	15,0	19,0
332	<sup>17</sup>	12,700	1/2	4,88	7,20	7,33	7,75	9,9	10,5	3,5	11,5	17,65	0,95	5,0	15,0	19,7
462	<sup>18</sup>	12,700	1/2	7,75	11,30	11,43	8,51	11,8	12,5	4,5	14,7	20,30	1,50	6,0	15,0	22,4
501	<sup>18</sup>	15,875	5/8	9,65	13,28	13,41	10,16	14,7	15,0	5,5	17,2	26,70	1,70	6,5	20,0	28,5
513	<sup>18</sup>	19,050	3/4	11,68	15,62	15,75	12,07	16,1	18,5	6,6	18,7	29,00	1,80	7,0	20,0	29,8
548	<sup>16,18</sup>	25,400	1	17,02	25,40	25,60	15,88	21,0	25,0	9,0	28,6	41,50	3,00	10,0	30,0	45,9
563		31,750	1 1/4	19,56	29,00	29,20	19,05	26,4	35,0	9,0	30,5	46,00	3,75	12,0	30,0	48,4
596		38,100	1 1/2	25,40	37,90	38,20	25,40	33,4	38,0	11,0	41,0	60,00	5,00	16,0	35,0	59,1
613		44,450	1 3/4	30,99	46,50	46,80	27,94	37,0	45,0	14,0	52,5	75,50	6,00	20,0	40,0	69,0
652		50,800	2	30,99	45,50	45,80	29,21	42,2	50,0	14,0	53,5	77,00	6,00	20,0	40,0	69,0
40		12,700	1/2	7,85	11,15	11,28	7,95	12,0	10,5	3,5	11,5	17,65	1,50	5,0	15,0	22,2
50		15,875	5/8	9,40	13,80	13,93	10,16	15,0	12,7	5,2	15,9	23,50	2,00	5,08	11,9	21,1
60		19,050	3/4	12,57	17,70	17,85	11,91	18,0	15,9	5,2	18,3	27,20	2,40	5,94	14,3	25,8
80		25,400	1	15,75	22,50	22,70	15,88	24,1	19,1	6,7	24,6	35,50	3,20	7,92	19,1	33,7

<sup>1</sup> with straight side plates    <sup>16</sup> on inner link s = 4    <sup>17</sup> can also be supplied with m = 16    <sup>18</sup> also with straight attachments on inner link

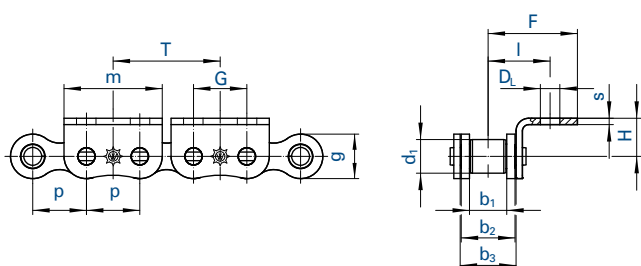
<sup>19</sup> other dimensions available on request

All designs can also be supplied as MARATHON roller chains (maintenance-free), BIATHLON, BIATHLON KS, TRIATHLON and TRIATHLON KS! For details on orders and enquiries see page 132. For untoleranced dimensions DIN ISO 2768 c applies.

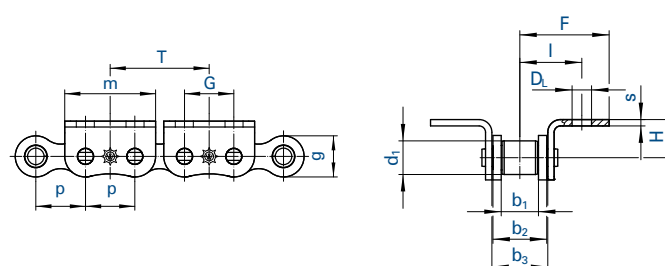




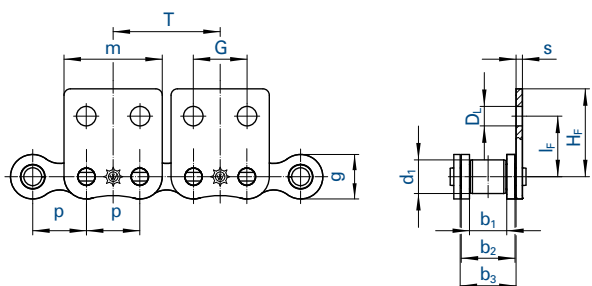
**Type A2** bent attachments, one side



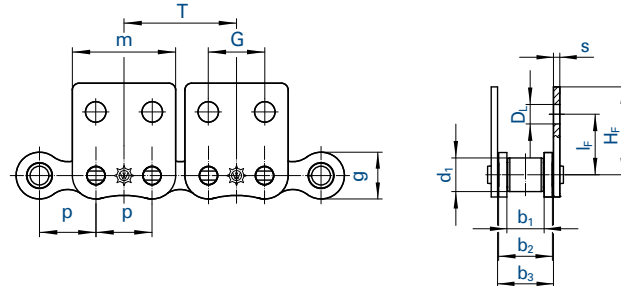
**Type B2** bent attachments, both sides



**Type D2** straight attachments, one side



**Type E2** straight attachments, both sides



Basic chain		Pitch		Inner width	Inner link width	Outer plate width	Roller Ø	Plate height	Attachment dimensions								
⚙		p		b <sub>1</sub> min.	b <sub>2</sub> max.	b <sub>3</sub> min.	d <sub>1</sub> max.	g max.	m	D <sub>L</sub>	G	I	F	H	I <sub>F</sub>	H <sub>F</sub>	s
No.	Ind.	mm	inch	mm	mm	mm	mm	mm	mm	mm	mm	mm	mm	mm	mm	mm	mm
455	<sup>1,20</sup>	9,525	3/8	5,72	8,53	8,66	6,35	8,2	18,2	3,2	9,5	9,8	13,2	5,7	9,2	12,6	1,25
462		12,700	1/2	7,75	11,30	11,43	8,51	11,8	23,2	4,5	12,7	13,1	19,0	10,0	14,7	20,3	1,50
501		15,875	5/8	9,65	13,28	13,41	10,16	14,7	28,5	5,5	15,9	16,7	27,0	10,0	17,2	26,7	1,70
513		19,050	3/4	11,68	15,62	15,75	12,07	16,1	34,8	6,6	19,1	18,6	29,0	11,0	18,7	29,0	1,80
548		25,400	1	17,02	25,40	25,60	15,88	21,0	46,5	9,0	25,4	28,9	42,0	18,0	28,6	41,5	3,00
563		31,750	1 1/4	19,56	29,00	29,20	19,05	26,4	55,8	9,0	31,8	33,4	49,0	18,0	30,5	46,0	3,75
596		38,100	1 1/2	25,40	37,90	38,20	25,40	33,4	71,1	11,0	38,1	44,0	64,0	25,0	41,0	60,0	5,00

**Roller chains (stainless steel) with two-hole bent and straight attachments**

455 RF	<sup>1,20</sup>	9,525	3/8	5,72	8,53	8,66	6,35	8,2	18,2	3,2	9,5	9,8	13,2	5,7	9,2	12,6	1,25
462 RF		12,700	1/2	7,75	11,30	11,43	8,51	11,8	23,2	4,5	12,7	13,1	19,0	10,0	14,7	20,3	1,60
501 RF		15,875	5/8	9,65	13,28	13,41	10,16	14,7	28,5	5,5	15,9	16,7	27,0	10,0	17,2	26,7	1,70
513 RF		19,050	3/4	11,68	15,62	15,75	12,07	16,1	34,8	6,6	19,1	18,5	29,0	11,0	18,7	29,0	1,80
548 RF		25,400	1	17,02	25,40	25,60	15,88	21,0	46,5	10,0	25,4	28,9	41,8	18,0	28,6	41,5	3,00

<sup>1</sup> with straight side plates    <sup>20</sup> can be supplied with or without bore

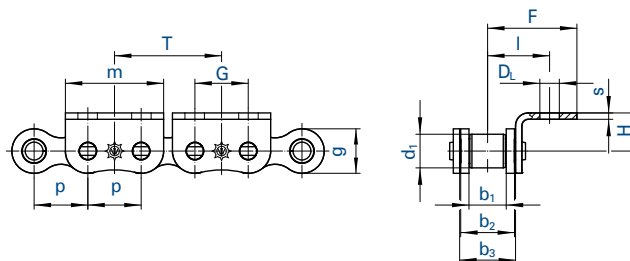
All designs can also be supplied as MARATHON roller chains (maintenance-free), BIATHLON, BIATHLON KS, TRIATHLON and TRIATHLON KS! Sprockets made of stainless steel or plastic are available on request.

For details on orders and enquiries see page 132. For untoleranced dimensions DIN ISO 2768 c applies.

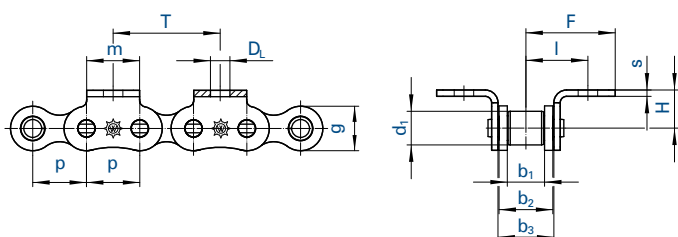




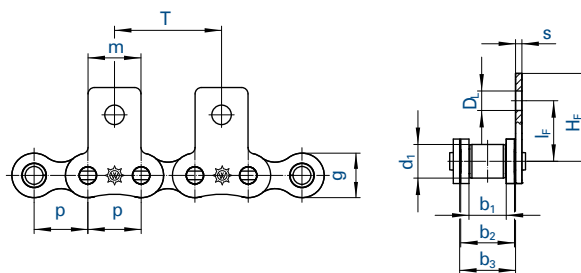
**Type A** bent attachments, one side



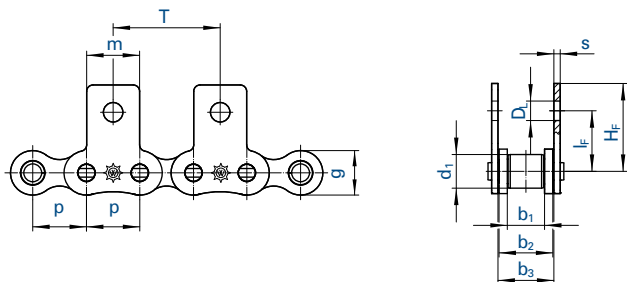
**Type B** bent attachments, both sides



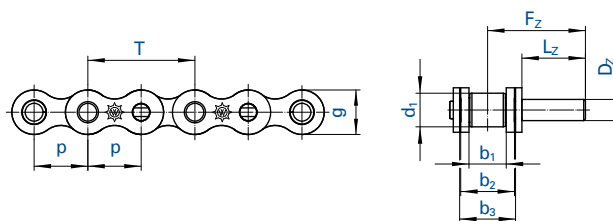
**Type D** straight attachments, one side



**Type E** straight attachments, both sides



**Type F** extended pins (available on alternate sides)



Basic chain		Pitch	Inner width	Inner link width	Outer plate width	Roller Ø	Plate height	Attachment dimensions										
								$p$	$b_1$ min.	$b_2$ max.	$b_3$ min.	$d_1$ max.	$g$ max.	$m$	$D_L$	$I$	$F$	$H$
No.	Ind.	mm	mm	mm	mm	mm	mm	mm	mm	mm	mm	mm	mm	mm	mm	mm	mm	mm
450 RF		8,000	3,00	4,77	4,90	5,00	7,1	8,0	3,2	6,6	12,0	5,0	7,5	13,0	0,80	4,0	10	13,3
455 RF	<sup>1,21</sup>	9,525	5,72	8,53	8,66	6,35	8,2	8,0	3,5	9,5	13,5	6,5	9,0	13,4	1,25	5,0	15	20,7
331 RF	<sup>17</sup>	12,700	3,30	5,80	5,93	7,75	9,9	10,5	3,5	9,0	15,1	7,0	11,3	17,7	0,95	5,0	15	19,0
40 RF	<sup>21</sup>	12,700	7,85	11,15	11,28	7,95	12,0	10,5	3,5	11,8	17,9	7,9	11,5	17,7	1,50	5,0	15	22,2
332 RF	<sup>17</sup>	12,700	4,88	7,20	7,33	7,75	9,9	10,5	3,5	9,7	15,8	7,0	11,5	17,7	0,95	5,0	15	19,7
462 RF	<sup>21</sup>	12,700	7,75	11,30	11,43	8,51	11,8	12,5	4,5	13,1	19,0	10,0	14,7	20,3	1,60	6,0	15	22,4
501 RF	<sup>21</sup>	15,875	9,65	13,28	13,41	10,16	14,7	15,0	5,5	16,7	27,0	10,0	17,2	26,7	1,70	6,5	20	28,5
513 RF	<sup>21</sup>	19,050	11,68	15,62	15,75	12,07	16,1	18,5	6,6	18,5	29,0	11,0	18,7	29,0	1,80	7,0	20	29,8
548 RF	<sup>16,21</sup>	25,400	17,02	25,40	25,60	15,88	21,0	25,0	10,0	28,9	41,8	18,0	28,6	41,5	3,00	10,0	30	45,9

<sup>1</sup> with straight side plates    <sup>16</sup> on inner link  $s = 4$     <sup>17</sup> can also be supplied with  $m = 16$     <sup>19</sup> other dimensions available on request    <sup>21</sup> also with single hole bent attachments on inner link

Sprockets made of stainless steel or plastic are available on request.

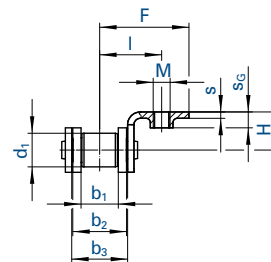
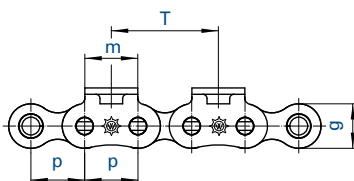
For details on orders and enquiries see page 132. For untoleranced dimensions DIN ISO 2768 c applies.





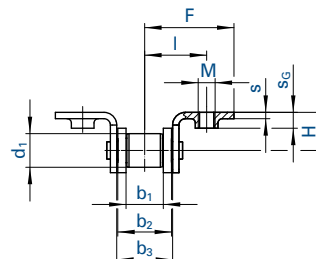
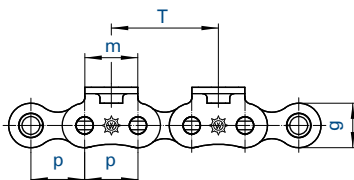
### Type A G

bent attachments, one side



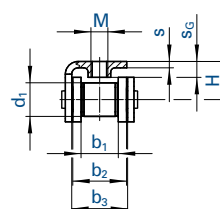
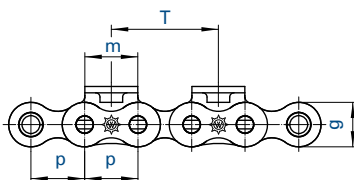
### Type B G

bent attachments, both sides



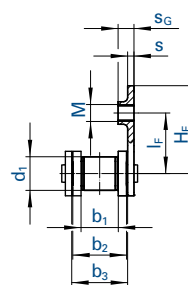
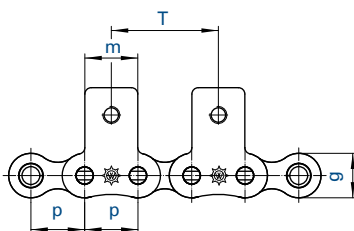
### Type C G

bent over chain attachments, one side



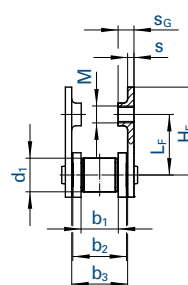
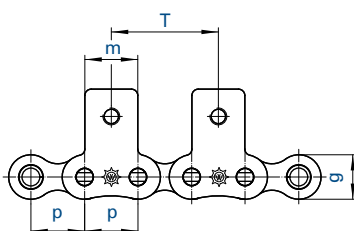
### Type D G

straight attachments, one side



### Type E G

straight attachments, both sides



Basic chain		Pitch		Inner width	Inner link width	Outer plate width	Roller Ø	Plate height	Attachment dimensions						
⚙		p		b <sub>1</sub> min.	b <sub>2</sub> max.	b <sub>3</sub> min.	d <sub>1</sub> max.	g max.	m	M (Inside thread)	I	F	H	s	s <sub>G</sub>
No.	Ind.	mm	inch	mm	mm	mm	mm	mm	mm		mm	mm	mm	mm	mm
462	<sup>22</sup>	12,700	1/2	7,75	11,30	11,43	8,51	11,8	12,5	M 4	13,1	19,0	10	1,50	4,00
501	<sup>22</sup>	15,875	5/8	9,65	13,28	13,41	10,16	14,7	15,0	M 5	16,7	27,0	10	1,70	4,20
513	<sup>22</sup>	19,050	3/4	11,68	15,62	15,75	12,07	16,1	18,5	M 6	18,6	29,0	11	1,80	4,50
548	<sup>22</sup>	25,400	1	17,02	25,40	25,60	15,88	21,0	25,0	M 8	28,9	41,8	18	3,00	7,50

<sup>22</sup> can also be supplied in stainless steel

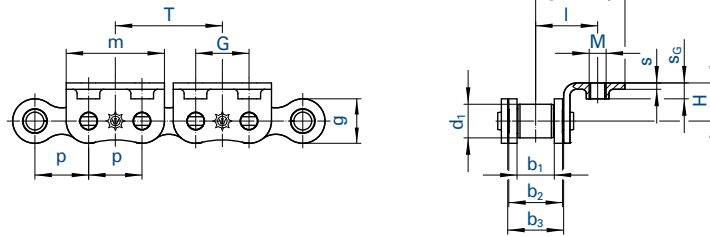
All designs can also be supplied as MARATHON roller chains (maintenance-free), BIATHLON, BIATHLON KS, TRIATHLON and TRIATHLON KS! For details on orders and enquiries see page 132. For untoleranced dimensions DIN ISO 2768 c applies.





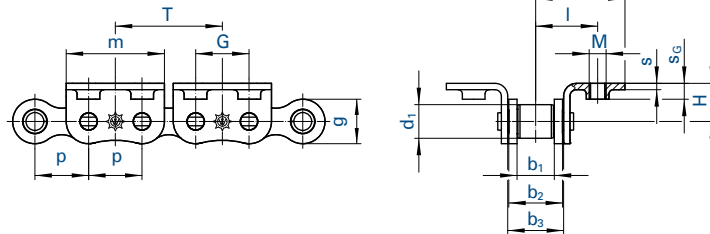
### Type A 2 G

bent attachments, one side



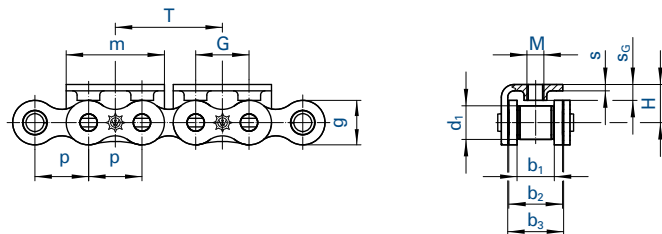
### Type B 2 G

bent attachments, both sides



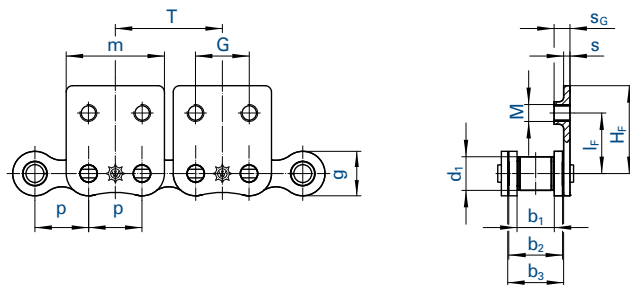
### Type C 2 G

bent over chain attachments,  
one side



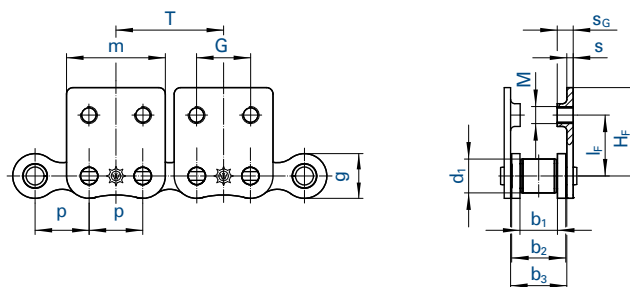
### Type D 2 G

straight attachments, one side



### Type E 2 G

straight attachments, both sides



Basic chain		Pitch	Inner width	Inner link width	Outer plate width	Roller Ø	Plate height	Attachment dimensions									
⚙		p	b <sub>1</sub> min.	b <sub>2</sub> max.	b <sub>3</sub> min.	d <sub>1</sub> max.	g max.	m	M (Inside thread)	G	I	F	H	I <sub>F</sub>	H <sub>F</sub>	s	s <sub>G</sub>
No.	Ind.	mm	mm	mm	mm	mm	mm	mm		mm	mm	mm	mm	mm	mm	mm	mm
462	<sup>22</sup>	12,700	7,75	11,30	11,43	8,51	11,8	23,2	M 4	12,7	13,1	19,0	10	14,7	20,3	1,50	4,00
501	<sup>22</sup>	15,875	9,65	13,28	13,41	10,16	14,7	28,5	M 5	15,9	16,7	27,0	10	17,2	26,7	1,70	4,20
513	<sup>22</sup>	19,050	11,68	15,62	15,75	12,07	16,1	34,8	M 6	19,1	18,5	29,0	11	18,7	29,0	1,80	4,50
548	<sup>22</sup>	25,400	17,02	25,40	25,60	15,88	21,0	46,5	M 8	25,4	28,9	41,8	18	28,6	41,5	3,00	7,50

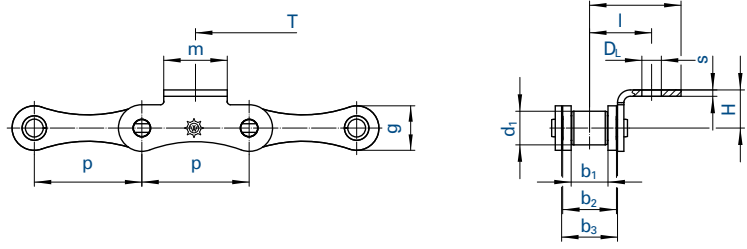
<sup>22</sup> can also be supplied in stainless steel

All designs can also be supplied as MARATHON roller chains (maintenance-free), BIATHLON, BIATHLON KS, TRIATHLON and TRIATHLON KS! For details on orders and enquiries see page 132. For untoleranced dimensions DIN ISO 2768 c applies.

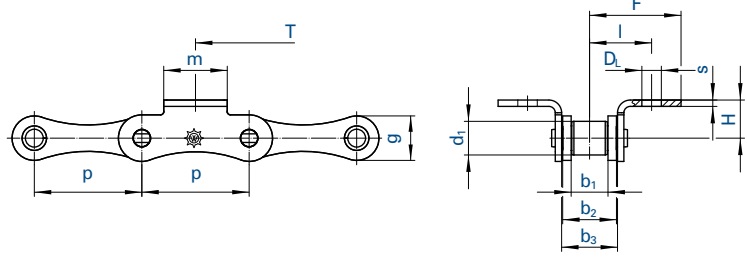




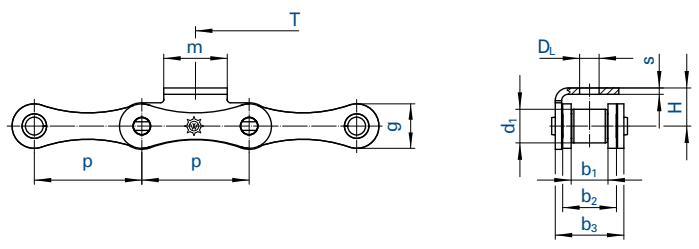
**Type A**  
bent attachments, one side



**Type B**  
bent attachments, both sides



**Type C**  
bent over chain attachments, one side



Basic chain		Pitch		Inner width	Inner link width	Outer plate width	Roller Ø	Plate height	Attachment dimensions					
⚙		p		b <sub>1</sub> min.	b <sub>2</sub> max.	b <sub>3</sub> min.	d <sub>1</sub> max.	g max.	m	D <sub>L</sub>	l	F	H	s
No.	Ind.	mm	inch	mm	mm	mm	mm	mm	mm	mm	mm	mm	mm	mm
713		25,40	1	7,75	11,30	11,43	8,51	11,8	13,0	4,5	13,1	19,3	10,0	1,60
717		31,75	1 ¼	9,65	13,28	13,41	10,16	14,7	15,0	5,5	16,7	26,7	10,0	1,70
722		38,10	1 ½	11,68	15,62	15,75	12,07	16,1	19,0	6,6	18,5	26,0	11,0	1,80
728		50,80	2	17,02	25,40	25,60	15,88	21,0	30,0	9,0	28,9	43,0	18,0	3,00
734		63,50	2 ½	19,56	29,00	29,20	19,05	28,5	35,0	9,0	33,1	49,6	18,0	3,75

**Double pitch stainless steel roller chains with single hole bent attachments**

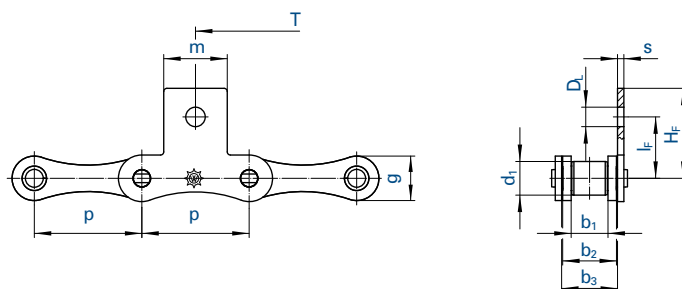
713 RF		25,40	1	7,75	11,30	11,43	8,51	11,8	13,0	4,5	13,1	19,5	10,0	1,60
717 RF		31,75	1 ¼	9,65	13,28	13,41	10,16	14,7	15,0	5,5	16,7	26,7	10,0	1,70
722 RF		38,10	1 ½	11,68	15,62	15,75	12,07	16,1	19,0	6,6	18,5	26,0	11,0	1,80
728 RF		50,80	2	17,02	25,40	25,60	15,88	21,0	30,0	9,0	28,9	43,0	18,0	3,00

<sup>19</sup> other dimensions available on request

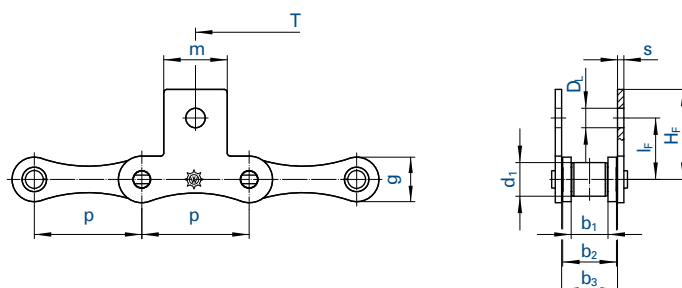
All designs can also be supplied as MARATHON roller chains (maintenance-free)!  
For details on orders and enquiries see page 132. For untoleranced dimensions DIN ISO 2768 c applies.



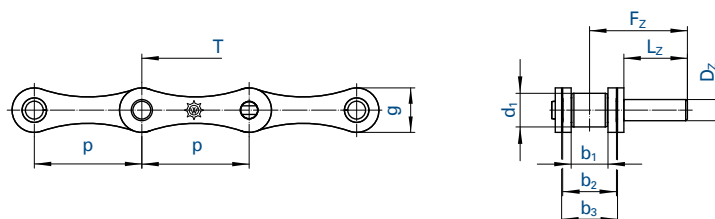
**Type D**  
straight attachments, one side



**Type E**  
straight attachments, both sides



**Type F**  
extended pin  
(available on alternate sides)



Basic chain		Pitch		Inner width	Inner link width	Outer plate width	Roller Ø	Plate height	Attachment dimensions							
									$p$	$b_1$ min.	$b_2$ max.	$b_3$ min.	$d_1$ max.	$g$ max.	$m$	$D_L$
No.	Ind.	mm	inch	mm	mm	mm	mm	mm	mm	mm	mm	mm	mm	mm	mm	mm
713		25,40	1	7,75	11,30	11,43	8,51	11,8	13,0	4,5	14,7	20,3	1,60	6,0	15,0	22,4
717		31,75	1 ¼	9,65	13,28	13,41	10,16	14,7	15,0	5,5	17,0	26,7	1,70	6,5	20,0	28,5
722		38,10	1 ½	11,68	15,62	15,75	12,07	16,1	19,0	6,6	17,6	26,0	1,80	7,0	20,0	29,8
728		50,80	2	17,02	25,40	25,60	15,88	21,0	30,0	9,0	29,0	42,5	3,00	10,0	30,0	45,9
734		63,50	2 ½	19,56	29,00	29,20	19,05	28,5	35,0	9,0	30,5	45,7	3,75	12,0	30,0	48,4

**Double pitch roller chains (stainless steel) with single hole straight attachments and extended pins**

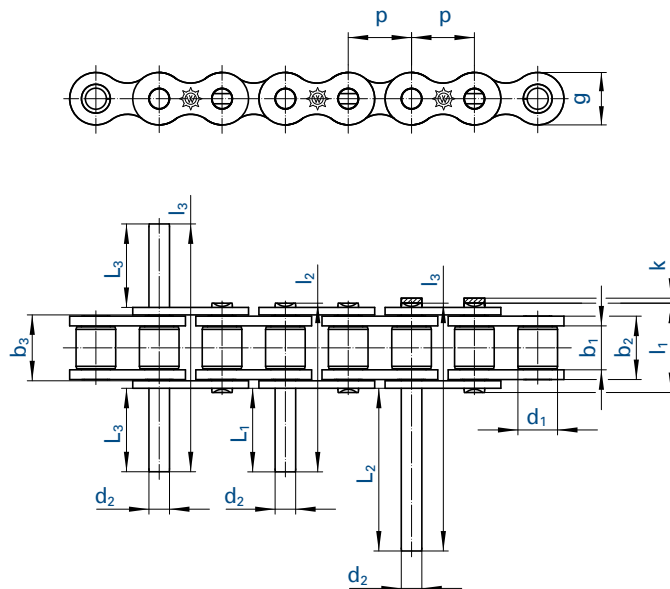

713 RF		25,40	1	7,75	11,30	11,43	8,51	11,8	13,0	4,5	14,7	20,3	1,60	6,0	15,0	22,4
717 RF		31,75	1 ¼	9,65	13,28	13,41	10,16	14,7	15,0	5,5	17,0	26,7	1,70	6,5	20,0	28,5
722 RF		38,10	1 ½	11,68	15,62	15,75	12,07	16,1	19,0	6,6	17,6	26,0	1,80	7,0	20,0	29,8
728 RF		50,80	2	17,02	25,40	25,60	15,88	21,0	30,0	9,0	29,0	42,5	3,00	10,0	30,0	45,9

<sup>19</sup> can also be supplied in stainless steel

Can also be supplied as MARATHON roller chain (maintenance-free)!

For details on orders and enquiries see page 132. For untoleranced dimensions DIN ISO 2768 c applies.





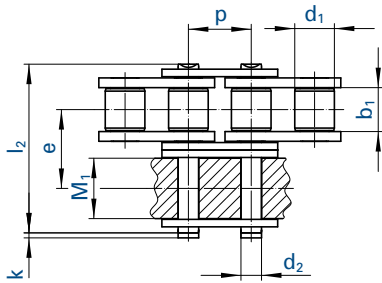
Basic chain		Pitch		Inner width	Inner link width	Outer plate width	Roller Ø	Pin Ø	Projection over connecting link	Plate height	Width over pin	Dimensions for extended pin				
		p		b <sub>1</sub> min.	b <sub>2</sub> max.	b <sub>3</sub> min.	d <sub>1</sub> max.	d <sub>2</sub> max.	k max.	g max.	l <sub>1</sub> max.	Overall length		Pin extension		
No.	Ind.	mm	inch	mm	mm	mm	mm	mm	mm	mm	mm	l <sub>2</sub> <sup>11</sup> max.	l <sub>3</sub> <sup>12</sup> max.	L <sub>1</sub> max.	L <sub>2</sub> max.	L <sub>3</sub> max.
450		8,000	-	3,00	4,77	4,90	5,00	2,31	3,1	7,1	8,6	14,3	19,9	6,3	12,2	6,35
455	<sup>1,10</sup>	9,525	3/8	5,72	8,53	8,66	6,35	3,28	3,3	8,2	13,5	23,1	33,7	11,0	21,6	11,15
462	<sup>10</sup>	12,700	1/2	7,75	11,30	11,43	8,51	4,45	3,9	11,8	17,0	30,7	44,9	15,3	29,5	15,30
501	<sup>10</sup>	15,875	5/8	9,65	13,28	13,41	10,16	5,08	4,1	14,7	19,6	36,2	52,8	18,2	34,8	18,00
513	<sup>10</sup>	19,050	3/4	11,68	15,62	15,75	12,07	5,72	4,6	16,1	22,7	41,8	61,3	21,0	40,5	20,90
548	<sup>10</sup>	25,400	1	17,02	25,40	25,60	15,88	8,28	5,4	21,0	36,0	67,5	99,3	33,6	65,4	33,70
552	<sup>10</sup>	30,000	-	17,02	25,40	25,60	15,88	8,28	5,4	21,0	36,0	67,5	99,3	33,6	65,4	33,70
563		31,750	1 1/4	19,56	29,00	29,20	19,05	10,19	6,1	26,4	41,5	78,0	114,7	38,6	75,3	38,70
577		35,000	-	19,60	27,00	27,20	19,05	10,19	6,1	26,0	38,3	78,0	114,7	41,8	78,5	41,80
596		38,100	1 1/2	25,40	37,90	38,20	25,40	14,63	6,6	33,4	53,0	101,3	149,5	50,5	98,7	50,50
613		44,450	1 3/4	30,99	46,50	46,80	27,94	15,90	7,4	37,0	63,6	122,9	182,9	61,7	121,7	62,00
652		50,800	2	30,99	45,50	45,80	29,21	17,81	7,9	42,2	63,6	123,0	182,0	62,2	121,2	62,10
35	<sup>10</sup>	9,525	3/8	4,68	7,47	7,52	5,08	3,59	3,3	9,1	13,2	22,0	32,5	11,0	21,5	11,10
40	<sup>10</sup>	12,700	1/2	7,85	11,15	11,28	7,95	3,96	3,9	12,0	17,8	30,1	45,2	14,8	29,9	15,35
50	<sup>10</sup>	15,875	5/8	9,40	13,80	13,93	10,16	5,08	4,1	15,0	20,5	38,7	56,8	19,4	37,5	19,40
60	<sup>10</sup>	19,050	3/4	12,57	17,70	17,85	11,91	5,94	4,6	18,0	25,4	48,3	71,1	24,2	47,0	24,20
80		25,400	1	15,75	22,50	22,70	15,88	7,92	5,4	24,1	33,5	62,6	92,0	31,3	60,6	31,30
100		31,750	1 1/4	18,90	27,40	27,60	19,05	9,53	6,1	30,1	40,4	76,3	112,2	38,2	74,1	38,20
120		38,100	1 1/2	25,22	35,30	35,60	22,23	11,10	6,6	36,2	50,3	96,1	141,9	48,2	94,0	48,20

<sup>1</sup> with straight side plates    <sup>10</sup> can also be supplied in stainless steel    <sup>11</sup> Duplex pin    <sup>12</sup> Triplex pin

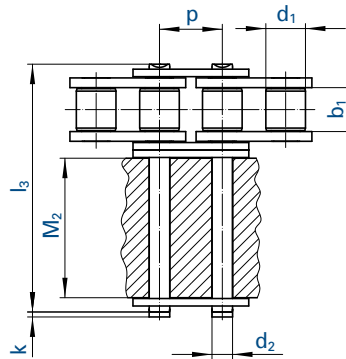
All designs can also be supplied as MARATHON roller chains (maintenance-free), BIATHLON, BIATHLON KS, TRIATHLON and TRIATHLON KS! For details on orders and enquiries see page 132. For untoleranced dimensions DIN ISO 2768 c applies.



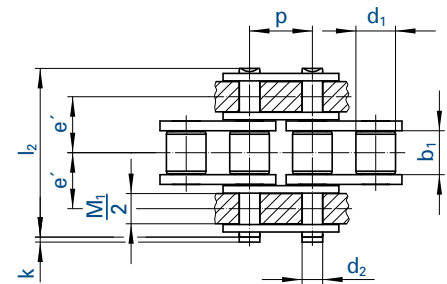
### Simplex chain with duplex connecting link



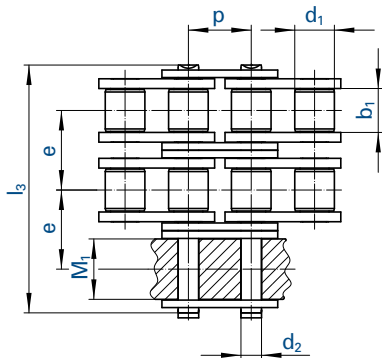
### Simplex chain with triplex connecting link



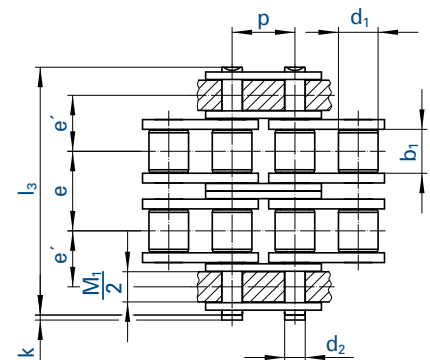
### Simplex chain with duplex connecting link



### Duplex chain with triplex connecting link



### Duplex chain with triplex connecting link



Chain		Pitch		Inner width	Roller Ø	Pin Ø	Transverse pitch		Attachment width		Projection over connecting link k max.	Pin length	
No.	Ind.	mm	inch	b <sub>1</sub> min.	d <sub>1</sub> max.	d <sub>2</sub> max.	e	e'	M <sub>1</sub> max.	M <sub>2</sub> max.		l <sub>2</sub> max.	l <sub>3</sub> max.
455	<sup>10</sup>	9,525	3/8	5,72	6,35	3,28	10,24	7,24	8,5	-	3,3	23,8	-
D 455	<sup>10</sup>	9,525	3/8	5,72	6,35	3,28	10,24	7,24	8,5	-	3,3	-	34,0
462	<sup>10</sup>	12,700	1/2	7,75	8,51	4,45	13,92	10,10	11,3	25,6	3,9	31,0	-
D 462	<sup>10</sup>	12,700	1/2	7,75	8,51	4,45	13,92	10,10	11,3	-	3,9	-	44,9
501	<sup>10</sup>	15,875	5/8	9,65	10,16	5,08	16,59	11,62	13,3	30,0	4,1	36,2	-
D 501	<sup>10</sup>	15,875	5/8	9,65	10,16	5,08	16,59	11,62	13,3	-	4,1	-	52,8
513	<sup>10</sup>	19,050	3/4	11,68	12,07	5,72	19,46	13,63	15,6	34,8	4,6	42,2	-
D 513	<sup>10</sup>	19,050	3/4	11,68	12,07	5,72	19,46	13,63	15,6	-	4,6	-	61,7
548	<sup>10</sup>	25,400	1	17,02	15,88	8,28	31,88	22,30	25,4	56,8	5,4	68,0	-
D 548	<sup>10</sup>	25,400	1	17,02	15,88	8,28	31,88	22,30	25,4	-	5,4	-	99,9

<sup>10</sup> can also be supplied in stainless steel

All designs can also be supplied as MARATHON roller chains (maintenance-free), BIATHLON, BIATHLON KS, TRIATHLON and TRIATHLON KS! For details on orders and enquiries see page 132. For untoleranced dimensions DIN ISO 2768 c applies.